



LA11408


Artemide Architectural Helgoland LED Downlight System

SOURCE: <https://www.davidvillagelighting.co.uk/product/Artemide-Architectural-Helgoland-LED-Downlight-System/10002627>

PRODUCT DESCRIPTION

Designer: Carlotta de Bevilacqua

Artemide Architectural Helgoland LED Downlight System



Helgoland is a compact downlight system built around a patented hexagonal structure and an ultra-thin 12.5 mm optical engine. A central circular lens captures and controls all emitted light for uniform, glare-controlled illumination with no multiple-shadow effect, ideal for single points or large arrays. The family spans diameters of 6, 9, 12, 16 and 30 cm with beam options at 28°, 38° and 60°, so schemes can move from focused accent to comfortable general lighting using one consistent language.

Designed for real projects, Helgoland reduces material and weight while maintaining high efficacy, up to 150 lm/W. Integrated LEDs are available at 2700K, 3000K or 4000K to match ambience or task, with DALI control for scenes in hospitality, workplace and residential spaces. Mounting options include ceiling, recessed trim or trimless, and modular compositions can be linear or radial. Helgoland also coordinates with other Artemide systems, supporting clear layouts and calm visual identities across complex plans.

As the official UK distributor, we can support you with the Artemide configurator and specification. Please note, as this product listing refers to a system with a range of possible configurations the price shown reflects a single unit with driver and may differ from the final quote. Contact us at artemide@davidvillagelighting.co.uk for further information.

PRODUCT SPECIFICATION

Light Source: Available in 2700K, 3000K, or 4000K colour temperature. Wattage and lumen output vary by luminaire type.

IP Code: 20

Dimming: Dimmable via Dali, 0-10V, Push to make or App dimming systems. Please consult your electrician, additional wiring may be required on site.

Dimensions: Helgoland 60: Ø6cm

Helgoland 90: Ø9cm

Helgoland 120: Ø12cm

Helgoland 160: Ø16cm

Helgoland 60
LIGHT ENGINE



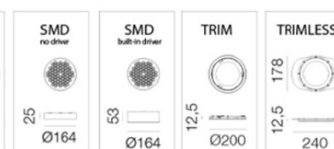
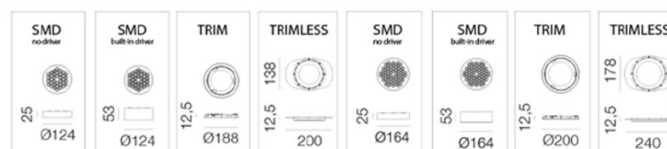
Helgoland 90
LIGHT ENGINE



Helgoland 120
LIGHT ENGINE



Helgoland 160
LIGHT ENGINE



For all sales and technical enquiries, please contact:

+44 (0)114 263 4266

info@davidvillagelighting.co.uk

www.davidvillagelighting.co.uk